

# PENTAIR GOYEN MECAIR IS/ISP SERIES

## IS/ISP SEQUENCER

### DESCRIPTION

The IS/ISP Sequencer features integrated controls intended for use with larger reverse pulse jet filter cleaning systems. The IS & ISP have been designed to operate across a wide range of environmental conditions. It is suitable for use with all types of filters, including bags, cartridges, sintered metal or ceramic filters.

The IS sequencer operates in continuous mode, whereas the ISP has a built-in differential pressure sensor, allowing this sequencer to be demand driven. IS & ISP may be ordered as the sequencer only or in an enclosure (polycarbonate).

### FEATURES



- Low temperature operation  $-40^{\circ}\text{C}$  ( $-40^{\circ}\text{F}$ )
- Automatic valve detection.
- Voltage-free coil error output and a visual indication on the display showing which pilot valve output has an error, enabling quick fault finding and debugging.
- Conforms to the requirements of CE, FCC, RCM, cURus, cULus, & ATEX.

### TECHNICAL CHARACTERISTICS & PERFORMANCE

dP Support	0 to 4.5 kPa
Input Voltage	AC: 100–240 V +/-10% @ 50/60 Hz DC: 12–24 V
Output Voltage	AC: 100–240 V +/-10% @ 50/60 Hz (same as AC input) DC: 12–24 V (same as DC input, or 24V DC conversion when AC input voltage is applied)
Maximum Input Power	AC IN, AC OUT Model: 255 W AC IN, DC OUT Model: 65 W DC IN, DC OUT Model: 65 W
Discrete Solenoid Outputs	12, 20 or 40 outputs
Enclosure	Polycarbonate or no enclosure
Humidity	20%–85% non-condensing
Maximum Altitude	2000 m (For higher, please consult manufacturer)
Protection Rating	Polycarbonate: NEMA 4/4X & IP65
Operating Temperature	<u>Non-ATEX approved products:</u> $-40^{\circ}\text{C}$ to $+60^{\circ}\text{C}$ ( $-40^{\circ}\text{F}$ to $+140^{\circ}\text{F}$ )  <u>Non-ATEX approved products with 3 DC pilot valves in parallel:</u> $-20^{\circ}\text{C}$ to $+60^{\circ}\text{C}$ ( $-4^{\circ}\text{F}$ to $+140^{\circ}\text{F}$ )  <u>ATEX approved enclosure products:</u> $-20^{\circ}\text{C}$ to $+50^{\circ}\text{C}$ ( $-4^{\circ}\text{F}$ to $+122^{\circ}\text{F}$ )
ON & OFF Time	ON: 30 ms to 990 ms, OFF: 1 s to 999 s <b>Note:</b> Minimum OFF Time of 5 s is required in ATEX applications.
Inputs	Voltage Free: Fan Stop, Low Header Alarm
Outputs	Voltage Free: Coil Error. Analogue Output: 4–20 mA dP signal on the ISP  Controls up to 40 individual outputs. AC outputs can have up to 10 pilot valves connected in parallel. DC outputs can have up to 3 pilot valves connected in parallel. See Operating Temperature for more details.
Pollution Degree	For UL applications, product is suitable for pollution degree 2.

### ORDER CODE – IS/ISP SEQUENCER

<b>Model</b> IS=no dP sensor ISP=with dP sensor	<b>Enclosure Type</b> PCA=ATEX & cULus approved polycarbonate enclosure Blank=cURus approved non-enclosure product
<b>Input Voltage</b> AC=100–240V +/- 10% & 50/60Hz DC=12–24V	<b>Discrete Solenoid Outputs</b> 12=12 20=20 40=40
<b>Output Voltage</b> AC=same as AC input (100–240V +/- 10% & 50.60Hz) DC=same as DC input (12–24V DC), or 24V DC conversion when AC input voltage applied.	



This device may be connected from a 3A rated MCB or ELCB protected branch circuit.

IS/ISP units inside a polycarbonate enclosure have ATEX approval:

**CE** **Ex** II 3 D Ex tc IIIC T59°C Dc IP65  
**Tamb: -20°C to +50°C**

IS/ISP units inside a polycarbonate enclosure have UL listing:



Non-enclosure units have UL component recognition:



### ORDER CODE – ACCESSORIES

- ISD (IS Display Module)
- ISPD (ISP Display Module)
- K-RDC-0500 (0.5m Display Module Extension Cable)
- K-RDC-1000 (1.0m Display Module Extension Cable)
- K-CPR-DIN (IS/ISP DIN Mounting Kit)

## ORDER CODE – IS/ISP WITH INTEGRATED PILOT VALVES

### IS/ISP – XX XX 0 4 – 1 P A – 340

#### Controller

IS has no dP fitting  
ISP has dP fittings

#### Input Voltage AC or DC

110V AC 50/60Hz matching 341 coils  
220/240V AC 50/60Hz matching 340 coils  
24V DC matching 343 coils

#### Output Voltage AC or DC

AC for using 340 or 341 coils  
DC for using 343 coils

#### No. of pilot valves

04-12 factory fitted pilot valves

#### QF Coil Voltage

340=220/240V AC 50/60Hz  
341=100/120V AC 50/60Hz  
343=24V DC

#### Product Version

A=Version A

#### Enclosure Material

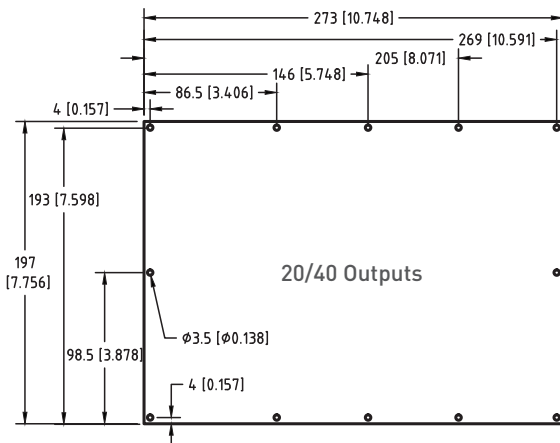
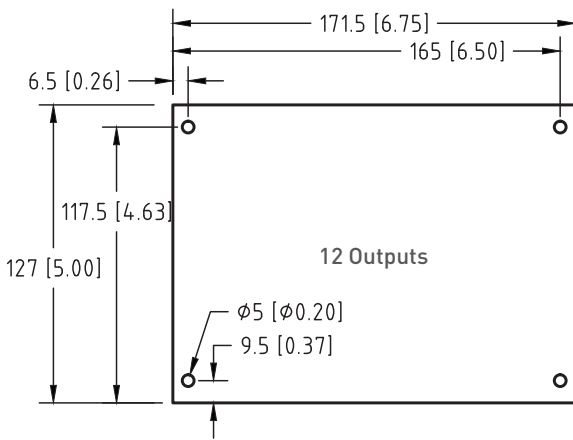
P=Polycarbonate

#### Pilot Valve Thread Type

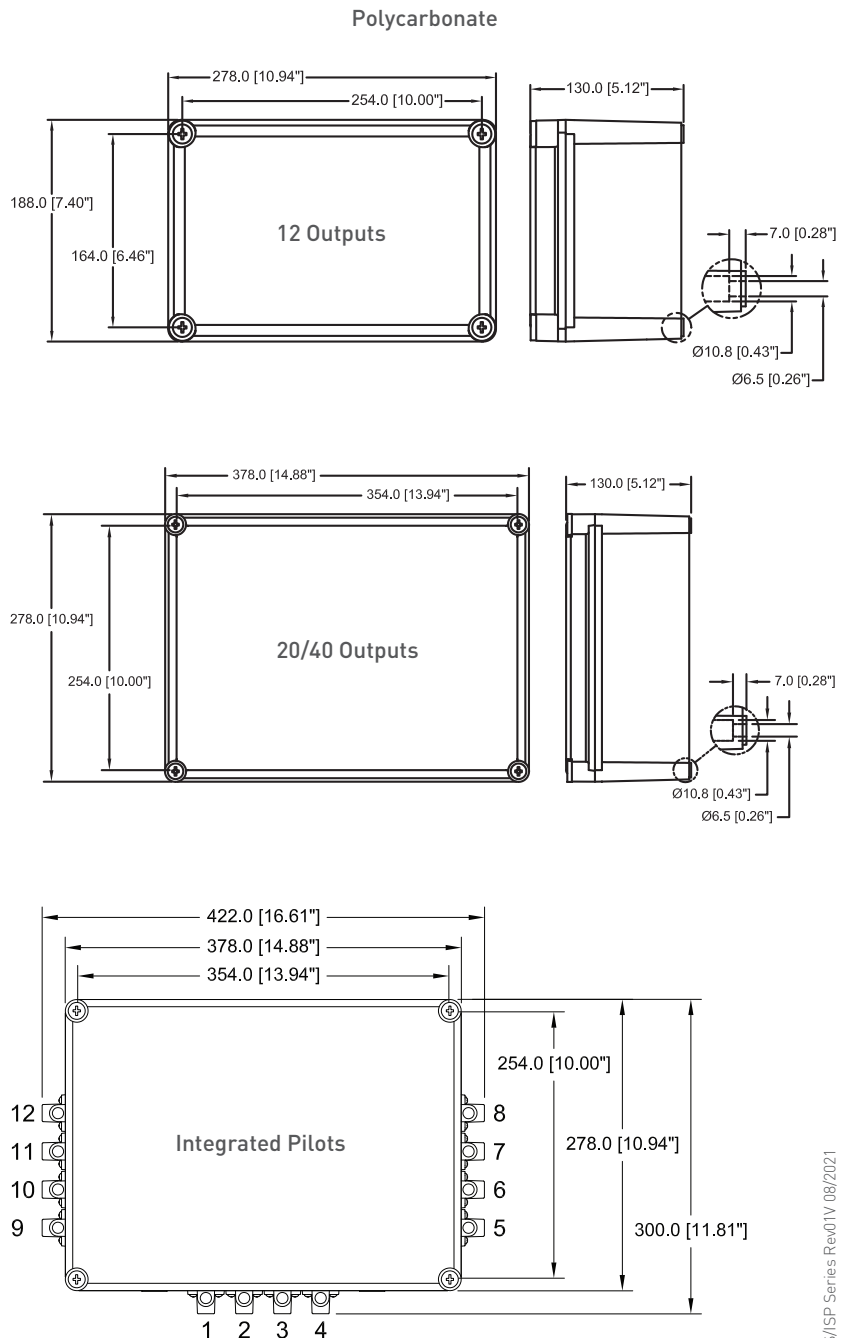
0=1/8" NPT pilot valve  
1=1/8" Rp pilot valve

\* Some special requirements may not be covered in the product codes above, consult manufacturer for more detail.

## PCB BOARD DIMENSIONS – mm [inch]



## ENCLOSURE DIMENSIONS – mm [inch]



WWW.GOYENMECAIR.PENTAIR.COM